

High Frequency Ceramic Solutions

3.6 GHz Band Pass Filter

P/N 3600BP15M600

Detail Specification: 07/14/05

Page 1 of 2

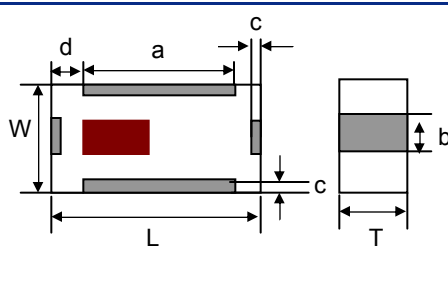
General Specifications

Part Number	3600BP15M600	
Frequency (MHz)	3300 - 3900	
Insertion Loss	1.8 dB max.	
Return Loss	9.5 dB min.	
Attenuation (min.)	0.1 - 2.6 Ghz	15 dB
Attenuation (min.)	4.4 Ghz	9 dB
Attenuation (min.)	6.0 - 9.9 Ghz	20 dB

Input Power	500 mW max.
Impedance	50 Ω
Operating Temperature	-40 to +85°C
Storage Temperature	-40 to +85°C
Reel Quantity	4,000

Mechanical Dimensions

	In	mm
L	0.079 ± 0.006	2.00 ± 0.15
W	0.049 ± 0.004	1.25 ± 0.10
T	0.037 ± 0.004	0.95 ± 0.10
a	0.049 ± 0.006	1.25 ± 0.15
b	0.012 ± 0.006	0.30 ± 0.15
c	0.010 ± 0.006	0.25 ± 0.15
g	0.014 ± 0.006	0.35 ± 0.15



Terminal Configuration

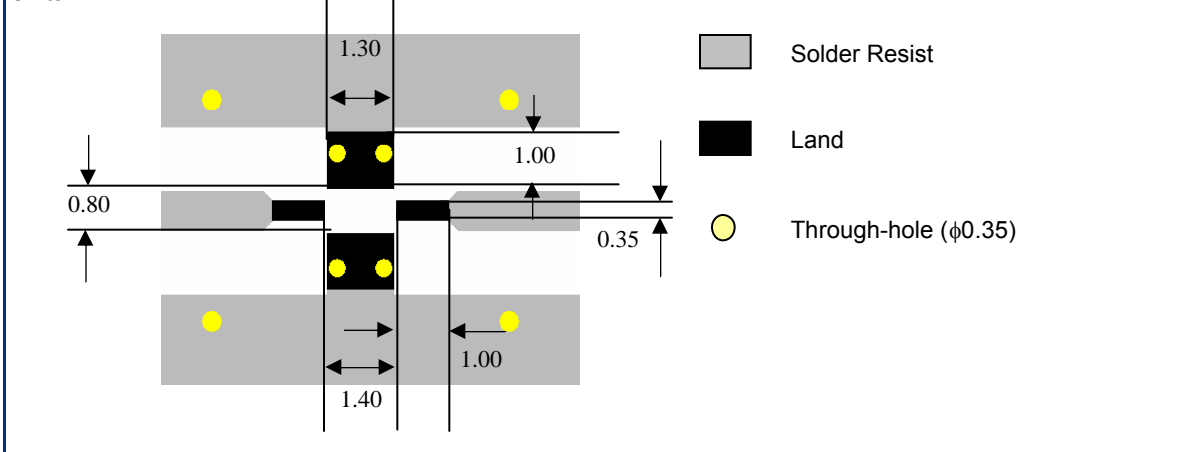
No.	Function
1	GND
2	OUT
3	GND
4	IN

Mounting Considerations

Mount these devices with brown mark facing up.

* Line width should be designed to provide 50Ω impedance matching characteristics.

Units: mm



Johanson Technology, Inc. reserves the right to make design changes without notice.

All sales are subject to Johanson Technology, Inc. terms and conditions.



www.johansontechnology.com

4001 Calle Tecate • Camarillo, CA 93012 • TEL 805.389.1166 FAX 805.389.1821

2003 Johanson Technology, Inc. All Rights Reserved

High Frequency Ceramic Solutions

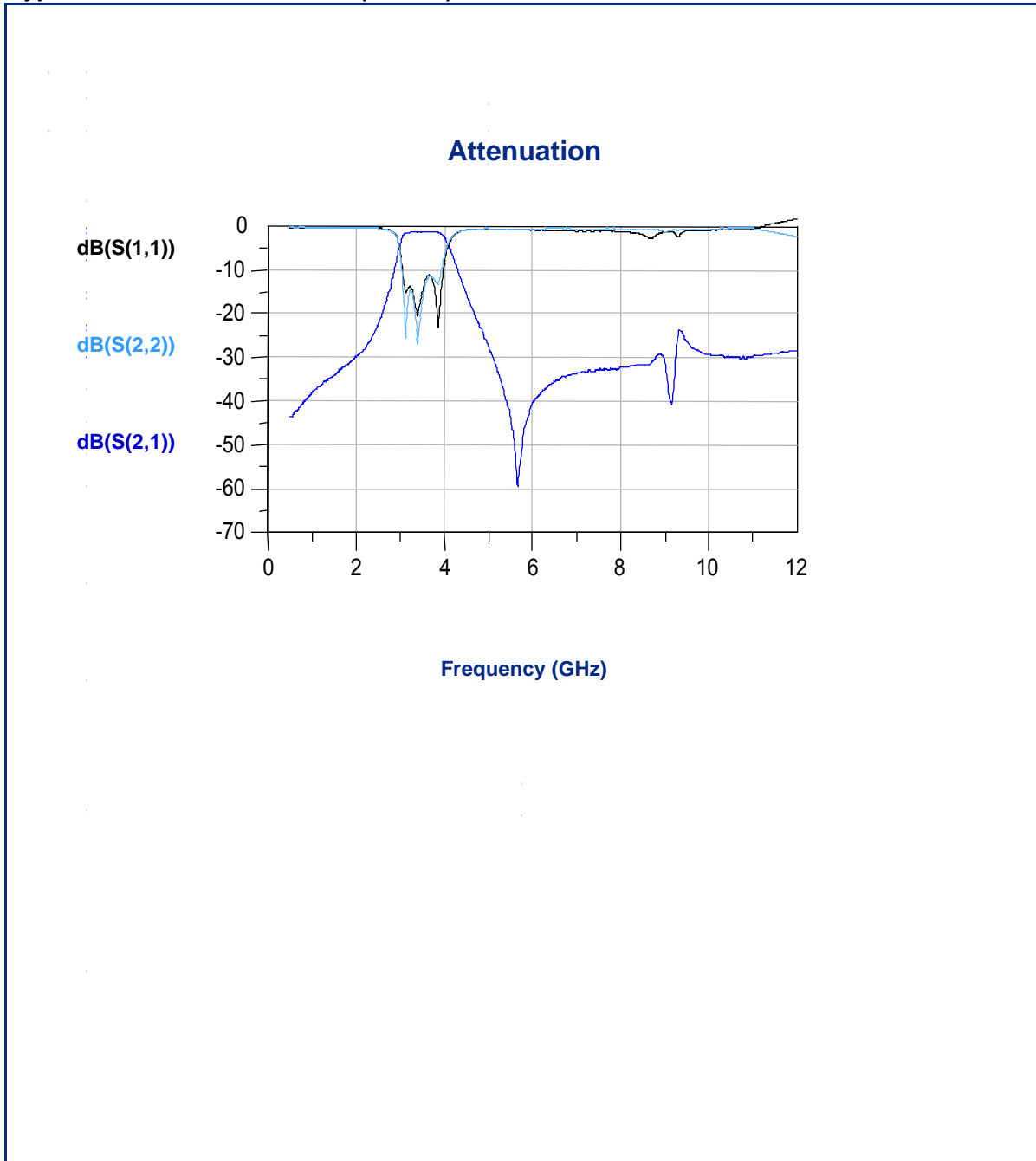
3.6 GHz Band Pass Filter

P/N 3600BP15M600

Detail Specification: 07/14/05

Page 2 of 2

Typical Electrical Performance (T=25°C)



Johanson Technology, Inc. reserves the right to make design changes without notice.

All sales are subject to Johanson Technology, Inc. terms and conditions.



www.johansontechnology.com

4001 Calle Tecate • Camarillo, CA 93012 • TEL 805.389.1166 FAX 805.389.1821

2003 Johanson Technology, Inc. All Rights Reserved